


# RACECEIVER 1600 Fusion+

Product of RACEceiver, LLC  
 8722 Main Street, SW, Suite D2, Gainesville, GA 30501  
[www.raceceiver.com](http://www.raceceiver.com) To order call 866-301-RACE

## Display



## To Change Channels



**RACEceiver Rookie Drivers Earpieces** come with 3 sizes of replaceable rubber tips for a semi-custom fit. To replace the tips, remove the old tips, and slide the replacement tip over the shaft. Do not force the earpiece into the ear. They should fit snugly and not be uncomfortable.

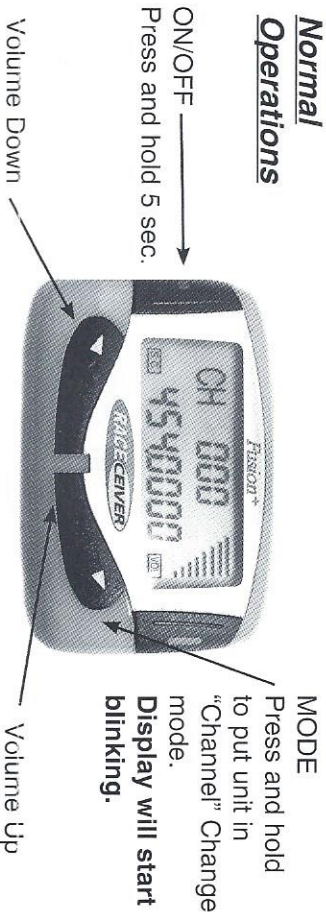
## Troubleshooting

1. All I hear is static. – Be sure the squelch is on.
2. The display shows numbers counting to 10 over and over. – Change the battery.
3. Does not sound as clear as it did yesterday or this morning. – Change the battery.
4. It sounds a little scratchy or rough. – Back the volume down a notch or two.

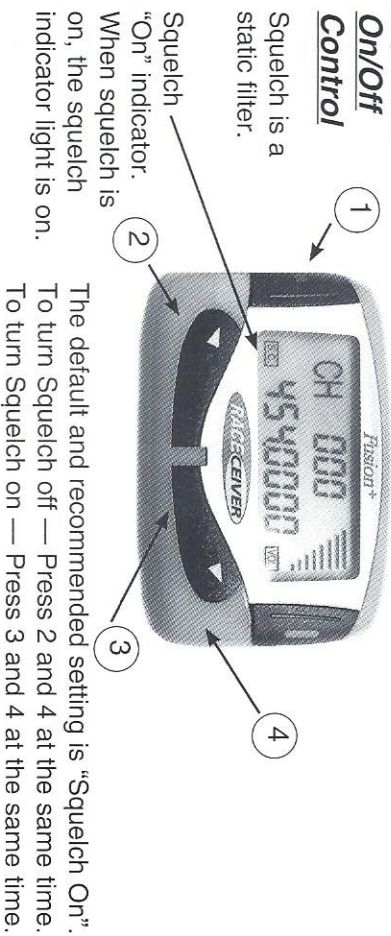
## Recommendations

1. Don't try "no name" batteries. – Use the good ones. A quality AAA battery should last 20–24 hours.
2. Take the battery out after a race.
3. If it rains, try to keep your RACEceiver as dry as possible.

## Normal Operations



## Squelch On/Off Control



## Programmable Default Channel



## Button Lock

To prevent accidental change of channels Press the Red button and the Right White Arrow button together

To change the default channel

1. Hold blue button until channel number flashes.
2. Use the red and white buttons to advance to the desired default channel.
3. Hold both white arrow buttons down for two seconds then release.

[www.raceceiver.com](http://www.raceceiver.com)

872 Main Street, SW, Suite D2, Gainesville, Georgia 30501  
**866-301-RACE or 866-301-7223**

A Product of  
**RACEceiver, LLC**



**Congratulations and thank you for purchasing The RACEceiver 1600 Fusion+.**  
The New **RACEceiver Fusion+** has all of the features that you have come to expect from your RACEceiver with **LOUDER AUDIO** for use with narrow band radios and **NEW BUTTON LOCK FEATURE**.  
We look forward to years of serving your communication needs with a corporate mission built on customer service, value and innovation.

### **A word from RACEceiver**

**Consumer Warning**  
Use care in inserting earpieces. Do not force into ears or hearing damage or other injury may occur. Set volume to lowest setting before inserting earpieces. Once earpieces are inserted, begin increasing volume to a comfortable level. Inserting earpieces with volume set at a higher level may cause hearing damage.

**Driver Warning**  
When used as one-way communication devices between race control and competitors, Raceceiver should not be relied upon as the sole indication of potential hazards. Caution lights and signals by flaggers and other officials must be observed. The driver should not rely on any warning devices to the exclusion of his own observation of track conditions.

## **The 1600 Fusion+**

### **For Safety and Efficiency**

Race officials broadcast directly to drivers  
—allowing faster line-ups and restarts  
—instant notification of track conditions

## **ACCESSORIES**


Visit [www.raceceiver.com](http://www.raceceiver.com) online for the latest accessories including:



Car Box



Earpieces



Helmet Speakers

## **WARRANTY**

Your **RACEceiver 1600 Fusion+** comes with a full 3 year warranty against manufacturer defects, from the date of purchase.

**REGISTER YOUR WARRANTY ONLINE!**  
[www.raceceiver.com](http://www.raceceiver.com)